

SAMPLE PAGES

(Note: This is the inside cover. Page numbers in this sample are not accurate.)

OKLAHOMA SCRAPBOOK

A Travel Guide, Learning Tool, and Memory Book
for Exploring Oklahoma

by

Cindy Downes



Oklahoma Scrapbook

A Travel Guide, Learning Tool, and Memory Book for Exploring Oklahoma

Copyright © 2007 by Cindy Downes

All rights reserved. No portion of this book may be reproduced or transmitted in any form or by any means, electronic or mechanical, including photocopying, recording, or by any information storage and retrieval system, without the written permission of the Publisher, except in the case of brief quotations embodied in critical articles and reviews and in the case of the original purchaser who wants to make copies for the purchaser's own family's use only.

Published by:

C.A.T. Ink
1608 E. Tacoma St.
Broken Arrow, Oklahoma 74012

Contact:

Email: bacindy@cox.net

Cover Design by:

Nan Bishop, Tulsa, Oklahoma

ISBN 13: 978-0-9765544-2-4

ISBN 10: 0-9765544-2-9

Published in Broken Arrow, Oklahoma, USA

INTRODUCTION

The *Oklahoma Scrapbook* is a trip planner, a learning tool, and a memory book, created for families to use before, during, and after exploring the state of Oklahoma.

As a trip planner, the *Oklahoma Scrapbook* offers an extensive list of travel destinations located in the state. Each entry includes a brief description of the destination, as well as its hours of operation, admission charges, address/directions, and contact information.

As a learning tool, the *Oklahoma Scrapbook* enhances learning by recommending topics to discuss, books to read, and activities to do that are related to each destination. For instance, when visiting the 45th Infantry Division Museum, the topics suggested are World War II, Korean War, Germany, and Hitler. A list of books and activities follow that relate specifically to these topics.

In cases where two or more destinations focus on the same topic, the *Oklahoma Scrapbook* suggests alternative topics. For instance, Harn Homestead and the Oklahoma Territorial Museum both focus on the Land Runs of Oklahoma. Therefore, the topics suggested for Harn Homestead are Land Runs and lawyers, while the topics suggested for the Oklahoma Territorial Museum are wheat, peanuts, libraries, and librarians. Alternative topics are not the main focus of the destination, but they do relate to the destination in some way. This not only avoids repetition but it also provides additional opportunities to learn about Oklahoma and other topics as well.

Over time, the *Oklahoma Scrapbook* becomes a cherished memory book of your travels in Oklahoma, complete with photographs and notes of your travels.

Wishing you a delightful travel and learning experience,

Cindy Downes

HOW TO USE THIS BOOK

DESTINATION PAGES:

Each destination page is perforated for easy removal. You may either assemble the complete scrapbook at one time or tear out individual destination pages, as needed, for your current trip.

After your trip, attach photographs to the appropriate spots on your destination page. (In cases where a museum will not allow photography, postcards may be substituted instead.) Write in the date of your visit, who went with you, your comments about the trip, where you ate, and what souvenirs you bought. Comment on what you have learned and liked about each area in general.

Either insert the completed destination page into a clear, vinyl page protector or simply punch the page with a 3-hole punch. Store the destination page in a sturdy, 3-ring binder. (I recommend a 2" , *Avery -Dennison Heavy Duty View Presentation Binder.*)

BLANK DESTINATION PAGE:

At the end of this book, there is a blank destination page that you may reproduce in order to add destinations not included in this book.

COVER:

Either (1) download a separate color cover at: www.oklahomahomeschool.com/scrapbookcover.html and print using your home printer, or (2) use the cover attached to this book. If you use the attached cover, remove carefully and cut to fit. Insert your cover into your binder and enjoy!

TABLE OF CONTENTS

Frontier Country	7
Green Country	77
Kiamichi Country	159
Lake & Trail Country	181
Great Plains Country	207
Red Carpet Country	231
More Resources for Oklahoma Travel	279
Alphabetical Index of Oklahoma Destinations	280
City Index of Oklahoma Destinations	283

FRONTIER COUNTRY

photo

Photo Caption: _____

Frontier Country is home to the State Capitol in Oklahoma City. Much of Frontier Country is "red dirt" from which Oklahoma gets its name. For more information about Frontier Country, including upcoming events, check this website: www.oktourism.com.

Three things I learned about Frontier Country:

1. _____
2. _____
3. _____

Three things I liked about Frontier Country:

1. _____
2. _____
3. _____



photo

Photo Caption: _____



photo

Photo Caption: _____

45TH INFANTRY DIVISION MUSEUM

photo

Photo Caption: _____

The 45th Infantry Division Museum features displays of WWII and Korean Era artillery, uniforms, and firearms, as well as memorabilia collected from Hitler's apartment when it was captured by the 45th Infantry Division and a collection of over 200 original "Willie and Joe" cartoons. The outdoor military park features over 40 military vehicles, aircraft, and artillery. Hours: Tuesday-Friday, 9 -4:15; Saturday, 10-4:15; Sunday, 1-4:15. Donations accepted. Address: 2145 NE 36th, Oklahoma City. Phone: (405)424-531. Email:curator@45thdivisionmuseum.com. Website: www.45thdivisionmuseum.com.

Date of visit: _____

I went with: _____

Comments about the trip: _____

Where I ate: _____

Souvenir(s) bought: _____

45TH INFANTRY ACTIVITIES

Topics to discuss/study:

- World War II
- Korean War
- Korea
- Germany
- Hitler

Books to Read:

- Surviving Hitler: A Boy in the Nazi Death Camps* by Andrea Warren
- Meet Molly, An American Girl* (American Girls Collection) by Valerie Tripp
- Eyewitness: World War II* (Eyewitness Books) by DK Publishing
- Unsung Heroes of World War II: The Story of the Navajo Code Talkers* by Deanne Durrett
- The Korean War: "The Forgotten War"* by R. Conrad Stein
- My Secret War: The World War II Diary of Madeline Beck* by Mary Pope Osborne

Activities to do:

- Write a report comparing warfare in Bible times with warfare today.
- Write a letter or send a package to a soldier serving overseas.
- Great World War II Projects You Can Build Yourself* by Sheri Bell-Rehwoldt




Photo Caption: _____

EXPRESS CLYDESDALES CENTER




Photo Caption: _____

The Express Clydesdales Center houses beautiful Clydesdale horses living in a 1936 barn, renovated with "honey-colored pine, walnut trim, brass fixtures, and ceiling fans." The hayloft serves as a Visitor's Center where visitors can explore facts about the Chisholm Trail, learn about local history, and watch videos on the history of the draft horse. Hours: Tuesday-Sunday, 11-6. Free admission. Address: 12701 W. Wilshire Blvd., Yukon. Located 4 miles north of Interstate 40 off of Exit 136 (Garth Brooks Blvd.) in Yukon. Phone: 405-350-6404. Website: www.expressclydesdales.com.

Date of visit: _____

I went with: _____

Comments about the trip: _____

Where I ate: _____

Souvenir(s) bought: _____

EXPRESS CLYDESDALES ACTIVITIES

Topics to discuss/study:

- Clydesdales
- Blacksmith
- Horse Anatomy
- Horse Care

Books to Read:

- Clydesdales (Majestic Horses)* by Pamela Dell
- The Blacksmith's Gift: A Christmas Story* by Dan T. Davis
- Galloping Across the U.S.A.: Horses in American Life* by Martin W. Sandler
- The Mystery Horse (Boxcar Children Mysteries)* by Gertrude Chandler Warner

Activities to do:

- Write a report about Clydesdales (www.expressclydesdales.com/about/facts.cfm).
- Put together "The Visible Horse" by Craft House, available at education stores.
- "Parts of a Horse" quiz: www.angelfire.com/tx2/kidshorses/partsquizz.html
- Learn horse care with: *My Horse Coloring Book (Dover Coloring Book)* by John Green.
- Make a horse treat and feed it to your favorite horse (www.angelfire.com/tx2/kidshorses/horsetreats.html).




Photo Caption: _____

FRONTIER COUNTRY MUSEUM & HISTORICAL CENTER




Photo Caption: _____

The Frontier Country Museum and Historical Center tells the story of Oklahoma's past as it relates to the oil industry, agriculture, and mom-and-pop businesses through a collection of pioneer artifacts from pre-20th Century to the present. There are over 30 exhibits including a one-room schoolhouse, an Armed Forces memorial, a doctor's office, a barbershop, and a general store. Hours: Tuesday-Saturday, 10-4; Sunday, 1-4. Closed Monday. Admission charged. Address: 500 N. Grand, Crescent (six miles north of Hwy. 33 at junction of Hwys. 74 & 74C). Phone: (405) 969-3660. E-Mail: frontiercountrymuseum@yahoo.com. Website: www.geocities.com/frontiercountrymuseum.

Date of visit: _____

I went with: _____

Comments about the trip: _____

Where I ate: _____

Souvenir(s) bought: _____

FRONTIER COUNTRY MUSEUM ACTIVITIES

Topics to discuss/study:

- Barber / Hair Stylist
- Entrepreneurs
- Work Ethics
- Armed Forces

Books to Read:

- Uncle Jed's Barbershop* by Margaree King Mitchell
- Better Than a Lemonade Stand: Small Business Ideas for Kids* by Barry Bernstein
- America's Military* by John Hamilton
- Alpha Bravo Charlie: The Military Alphabet* by Chris L. Demarest

Activities to do:

- Visit a local business such as a hair salon. Compare the differences between a modern business and one exhibited at the museum.
- Start your own business. Make business cards and flyers. Hand out the flyers in your neighborhood or to your friends.
- Photography: Take pictures of each frontier business. Make a booklet with one photo per page. Label each photo with a brief description and some interesting facts.




Photo Caption: _____




Photo Caption: _____

Jim Thorpe Home is the former home of 1912 Olympian Jim Thorpe. It includes artifacts from Thorpe and his family. Hours: Friday-Saturday, 10-5; Sunday, 2-5. Free admission. Address: 706 E. Boston, Yale (State Hwy. 51 east of Stillwater to Yale). Phone: (918) 387-2815. Website: www.okhistory.org/mus-sites/masnum15.htm.

Date of visit: _____

I went with: _____

Comments about the trip: _____

Where I ate: _____

Souvenir(s) bought: _____

JIM THORPE HOME ACTIVITIES

Topics to discuss/study:

- Jim Thorpe
- Olympics
- Potawatomi

Books to Read:

- Jim Thorpe: Olympic Champion* (Childhood Of Famous Americans) by Guernsey Van Riper, Jr.
- Jim Thorpe: Young Athlete* by Laurence Santrey
- Jim Thorpe website: www.cmgww.com/sports/thorpe
- The Story of the Olympics* by Dave Anderson
- The Potawatomi* (Native Peoples) by Karen Bush

Activities to do:

- Movie: *Jim Thorpe: All American* starring Burt Lancaster
- Research the history of the Olympics. Write a report about the first Olympic games.
- Olympic coloring page: www.dltk-kids.com/sports/olympics_coloring.htm
- Potawatomi words: www.native-languages.org/potawatomi_animals.htm

photo

Photo Caption: _____

WASHINGTON IRVING TRAIL MUSEUM




Photo Caption: _____

Washington Irving Trail Museum features exhibits about Washington Irving and his 1832 tour of Oklahoma; the gunfight between the Doolin-Dalton gang and U.S. marshals; the Boomer movement led by Capt. David L. Payne; the beginnings of country and western music and more. History's Forgotten Treasures includes rare and unusual items of national or international interest. Hours: Wednesday - Saturday, 11-5; Sunday, 1-5. Free admission. Address: 3918 S. Mehan Rd., Ripley (6 miles east of Stillwater, on Highway 51 and 3 miles south on the Mehan Road). Phone: (405) 624-9130. Email: TrailMuseum@aol.com. Website: www.cowboy.net/non-profit/irving.

Date of visit: _____

I went with: _____

Comments about the trip: _____

Where I ate: _____

Souvenir(s) bought: _____

WASHINGTON IRVING TRAIL MUSEUM ACTIVITIES

Topics to discuss/study:

- Doolin-Dalton Gang
- Washington Irving
- Literature: *Rip Van Winkle*

Books to Read:

- The Dalton Gang* by Carl Green
- Washington Irving: Storyteller for a New Nation* (World Writers) by David R. Collins
- The Dalton Gang* (Outlaws and Lawmen of the Wild West) by Carl R. Green
- Rip Van Winkle* and *The Legend of Sleepy Hollow* by Washington Irving.

Activities to do:

- Visit a nature park and write about your visit. Include information about the plants and animals, as well as how you felt about the park.
- Be the next Washington Irving - write your own spooky story!
- Visit Eskimo Joe's Print Shop for a tour of a t-shirt printing factory, 3904 North Land Run Drive, Stillwater. Phone: (800) 256-JOES. Great restaurant, too!
- Create a wanted poster for the Doolin-Dalton Gang.




Photo Caption: _____

GREEN COUNTRY

photo

Photo Caption: _____

Green Country, located in northeast Oklahoma, consists of green forests, rolling hills and prairie lands. Recreation includes fishing, hunting, swimming, camping, hiking, and bicycling. For more information: www.greencountryok.com.

Three things I learned about Green Country:

1. _____
2. _____
3. _____

Three things I liked about Green Country:

1. _____
2. _____
3. _____



photo

Photo Caption: _____



photo

Photo Caption: _____

ARKANSAS RIVERWAY HISTORICAL SOCIETY




Photo Caption: _____

The Arkansas Riverway Historical Society promotes the history of the Arkansas River and McClellan-Kerr Arkansas River Navigation System. Learn about the regional benefits of the waterway, steamboat lore, cargo shipped on the waterway, and archeology. Included are photographic archives, waterway memorabilia, a collection of Native American artifacts collected along the Arkansas, and a motorized model of a lock and dam. Hours: Monday-Friday, 8-4:30. Donations accepted. Address: 5350 Cimarron Road, Catoosa (museum is in in the Port Authority building). Phone: (918) 266-2291. Website: www.tulsaweb.com/port.

Date of visit: _____

I went with: _____

Comments about the trip: _____

Where I ate: _____

Souvenir(s) bought: _____

ARKANSAS RIVERWAY HISTORICAL SOCIETY

Topics to discuss/study:

- Arkansas River
- Lock & Dams
- Water Transportation
- Robert S. Kerr
- John L. McClellan

Books to Read:

- The Arkansas River* by Tom Jackson
- On the Waters of the USA: Ships and Boats in American Life* by Martin W. Sandle
- A Full Hand* by Thomas F. Yezerki
- Through the locks: Canals Today and Yesterday* by Walter Buehr (check used stores)

Activities to do:

- Learn how a lock works (www.canals.com/locks.htm).
- Try working a lock yourself (www.camdenlock.net/lock/lock.html).
- Another online lock: <http://terrax.org/sailing/locks/lockflightjs.aspx>
- Steamboat color page: www.first-school.ws/t/cp_transportation/steamboat.htm



photo

Photo Caption: _____

LINNAEUS TEACHING GARDEN



photo

Photo Caption: _____

Linnaeus Teaching Garden, named after Carl Linnaeus, demonstrates successful techniques for growing vegetables, annuals, perennials, woody plants and ground covers. Nearby is Woodward Park, Tulsa Garden Center (21-room mansion built in 1919), and the Tulsa Farmer's Market (in season). Hours: Teaching Garden, Tuesday-Saturday, 9-5; Tulsa Garden Center, Monday-Friday, 9-4; Tulsa Farmer's Market, May 3-September 27, Wednesdays, 3:30-6:30. Admission free. Address: 2435 S. Peoria Avenue, Tulsa. Phone: Teaching Garden (918) 746-5125; Tulsa Garden Center (918) 746-5133. Email: info@tulsagardencenter.com. Website: www.tulsagardencenter.com.

Date of visit: _____

I went with: _____

Comments about the trip: _____

Where I ate: _____

Souvenir(s) bought: _____

LINNAEUS TEACHING GARDEN ACTIVITIES

Topics to discuss/study:

- Carl Linnaeus
- Classification
- Botany
- Vegetable Gardening

Books to Read:

- Carl Linnaeus: Father of Classification* by Margaret Jean Anderson
- From Seed to Plant* by Gail Gibbons
- Meat-Eating Plants* by D. M. Souza
- From Plant to Blue Jeans: A Photo Essay* by Arthur John L'Hommedieu

Activities to do:

- Watch *Newton's Workshop: The Name Game* (Animal Classification) available from www.christianbook.com.
- Select a vegetable to plant. Find out what pH it needs to grow. Do a soil test to see if your soil is acid or alkaline. Find out how to change the pH to better grow the plant.
- Plan and serve an "all-plant" menu. Consider vegetables, grains, legumes, herbs, herbal teas, fruits, plant oils, and seaweed products.
- Peas coloring page: <http://content.fsa.usda.gov/FSAKIDS/PDF/Images/peaso1.pdf>




Photo Caption: _____




Photo Caption: _____

Test your wits (and sense of direction) in the 8-acre maze cut into a field of corn. See, touch, and smell life on a working farm. A free teacher's guide is available on the website. Hours: September 22 -November 4, Wednesday-Friday, 5-10, Saturday 10-10. Closed Sunday; October 19-20, 10-10. Admission charged. Address: 61st Street and 321st East Avenue, Tulsa (From the Broken Arrow Expressway, take 71st Street / Kenosha 8 miles east to 321st east Avenue. Turn left on 321st East Avenue. Turn right on 61st.). Phone: (918) 493-1500. Email: headkernel@tulsamaize.com. Website: <http://tulsamaize.com>. For maize in other areas: www.cornfieldmaze.com.

Date of visit: _____

I went with: _____

Comments about the trip: _____

Where I ate: _____

Souvenir(s) bought: _____

THE MAIZE ACTIVITIES

Topics to discuss/study:

- Corn
- Maze

Books to Read:

- Corn Belt Harvest* by Raymond Bial
- Corn Is Maize* (Let's-Read-and-Find-Out Science 2) by Alikei
- From Corn To Cereal* (First Facts) by Roberta Basel
- The Clue In The Corn Maze* (Boxcar Children Mysteries) by Gertrude Chandler Warner
- No Way Out* (Hardy Boys) by Franklin W. Dixon

Activities to do:

- Cook corn recipes such as corn bread, pop corn, or corn fritters.
- Make a corn husk doll (www.nativetech.org/cornhusk/corndoll.html).
- Play the Internet Maze (<http://archives.obs-us.com/obs/german/books/holt/books/maze/index.html>).
- Create a maze. (<http://puzzlemaker.school.discovery.com/AdvMazeSetupForm.html>).

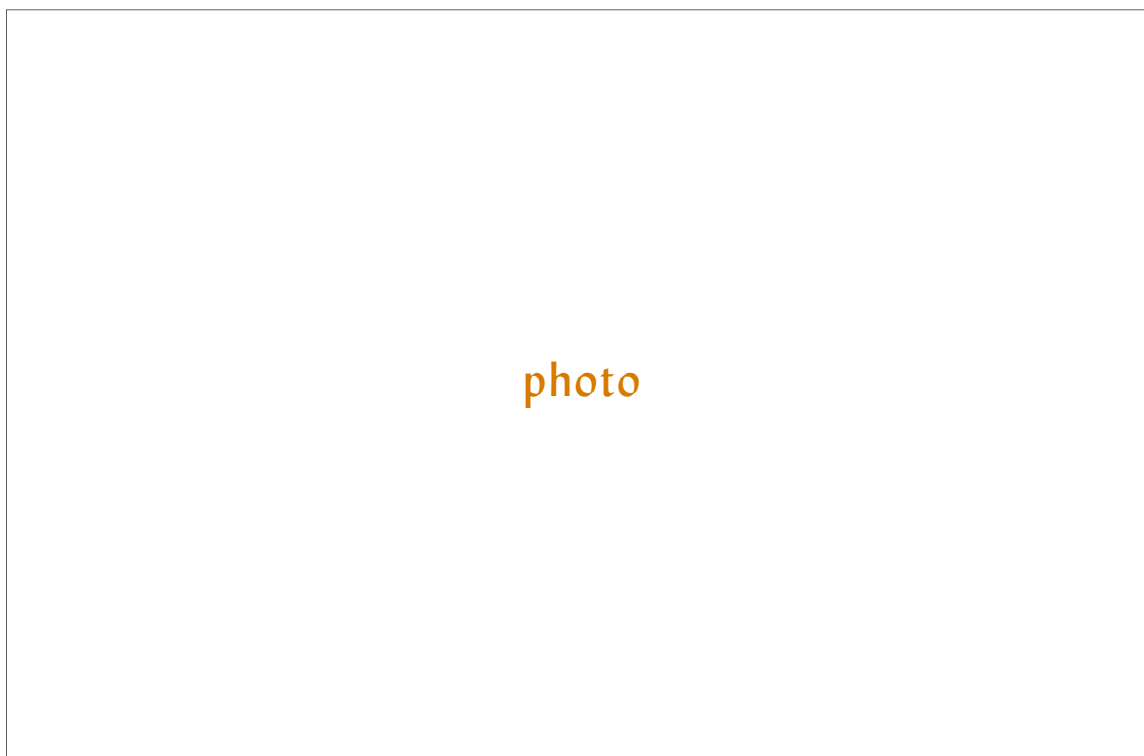


Photo Caption: _____

PAWNEE BILL RANCH & WILD WEST MUSEUM



photo

Photo Caption: _____

The Pawnee Bill Ranch is home to buffalo, longhorn, and elk. Visit Pawnee Bill's mansion, the blacksmith shop, the Indian flower shrine, and view memorabilia related to Gordon Lillie (Pawnee Bill). Hours: (April-Oct) Tuesday - Saturday, 10-5; Sunday and Monday, 1-4. Closed Mondays, Tuesdays, and holidays. Call for winter hours. Wild West Show is the 3rd weekend in June. Call for date of Pawnee's annual Cattle Drive Reenactment, Memorial Rodeo and Dick Tracy Days. No Admission. Directions: One half mile west of Pawnee on Hwy. 64. Phone: (918) 762-2513. Website: www.okhistory.org/mus-sites/masnum23.htm and www.pawneebillswildwestshow.com.

Date of visit: _____

I went with: _____

Comments about the trip: _____

Where I ate: _____

Souvenir(s) bought: _____

PAWNEE BILL RANCH ACTIVITIES

Topics to discuss/study:

- Pawnee Bill's Wild West Show
- Dick Tracy
- Pawnee Indians

Books to Read:

- Pawnee Bill's Historic Wild West* by Allen Farnum
- Hannah Mae O'Hannigan's Wild West Show* by Lisa Campbell Ernst
- The Way People Live - Life in a Wild West Show* by Stephen Currie
- The Complete Dick Tracy Volume 1* by Chester Gould
- The Pawnee (Native Americans)* by Barbara A. Gray-Kanatiios

Activities to do:

- Pawnee Bill's Wild West Show (www.open.org/~alfa/PawneeBill).
- Attend the Wild West Show in Pawnee, 3rd weekend in June.
- Visit the Dick Tracy Museum on the square in downtown Pawnee.
- Chester Gould: <http://lambiek.net/artists/g/gould.htm>
- Create your own cartoon.




Photo Caption: _____




Photo Caption: _____

Sequoyah's Home Site is the home of a pre-Civil War cabin belonging to Sequoyah (also known as George Guess) who developed the Cherokee alphabet. The cabin has been furnished to look as it would have looked when Sequoyah lived there. It serves as a state museum and an interpretive center. Hours: Tuesday-Friday, 9-5; Saturday & Sunday, 2-5. Free admission. Address: Rt. 1, Box 141, Sallisaw. Directions: Three miles north and seven miles east of Sallisaw on State Hwy. 101. Phone: (918) 775-2413. Email: seq_cabin@okhistory.org. Website: www.okhistory.org/mus-sites/masnum26.htm.

Date of visit: _____

I went with: _____

Comments about the trip: _____

Where I ate: _____

Souvenir(s) bought: _____

SEQUOYAH'S HOME SITE ACTIVITIES

Topics to discuss/study:

- Sequoyah
- Cherokee Language

Books to Read:

- Sequoyah* (History Maker Bios) by Laura Waxman
- Ahyoka and the Talking Leaves* by Peter Roop

Activities to do:

- Write some words using Sequoyah's alphabet (www.cherokeeimages.com/culture/language/pronunciation.html).
- Write a sentence in English; then translate it into Cherokee using translator (<http://wehali.com/tsalagi> or dictionary: www.manataka.org/page123.html).
- Invent your own language and write a sentence using your language.
- Photography: Take pictures of exhibits.
- Write a report on Sequoyah and illustrate with photos.




Photo Caption: _____

KIAMICHI COUNTRY




Photo Caption: _____

Kiamichi Country, in southeast Oklahoma, consists of seven mountain ranges and numerous lakes and streams. There is plenty to see and do in Kiamichi Country. For more information about Kiamichi Country recreation and upcoming events, check this website: <http://kiamichicountry.com>.

Three things I learned about Kiamichi Country:

1. _____
2. _____
3. _____

Three things I liked about Kiamichi Country:

1. _____
2. _____
3. _____



photo

Photo Caption: _____



photo

Photo Caption: _____

HEAVENER RUNESTONE STATE PARK




Photo Caption: _____

Heavener Runestone State Park features an ancient Viking Runestone encased in a glass monument, a picnic area, a gift shop, and nature trails. Hours: (In season) Daily, 8-7; (off season) Daily, 8-5. Free admission. Address: 18365 Runestone Rd, Heavener. Directions: Two and one-half miles north on Hwy. 59 at Hwy. 270 junction. Phone: (918) 653-2241. Email: Heavener@OklahomaParks.com. Website: www.oklahomaparks.com (select from menu).

Date of visit: _____

I went with: _____

Comments about the trip: _____

Where I ate: _____

Souvenir(s) bought: _____

HEAVENER RUNESTONE STATE PARK ACTIVITIES

Topics to discuss/study:

- Runestones
- Vikings
- La Salle
- Scandinavia

Books to Read:

- Viking World: A Guide to 11th Century Scandinavia* by Julie Ferris
- The Vikings* by Rosemary Rees
- Scrawl!: Writing in Ancient Times (Buried Worlds)* by Lerner Geography Dept
- Sieur de La Salle: New World Adventurer* by John Paul Zronik
- The Travels of Sieur De La Salle (Explorers and Exploration)* by Lara Rice Bergen

Activities to do:

- Write your name in Rune (www.sunnyway.com/runes/write_in_runes.html).
- Play the online game - Thorkel and the Trading Ship (www.bbc.co.uk/schools/vikings/activities/index.shtml).
- Research the Vikings. Present an oral or written report on your findings.




Photo Caption: _____




Photo Caption: _____

The Hugo Frisco Depot Museum is a restored depot converted to a museum of circus artifacts including a miniature circus display. Restaurant on premises. Hours: Tuesday-Saturday, 10-4. Call for off-season hours. Free admission. Address: 300 West Jackson, Hugo (Hwy. 70 & B Street). Phone: (580) 326-6630. While there, stop at the Mt. Olivet Cemetery, Trice & S. 8th St. (North on 8th Street to stop sign. Entrance on left.) to view Showmen's Rest, a section of unique gravestones of circus performers and owners.

Date of visit: _____

I went with: _____

Comments about the trip: _____

Where I ate: _____

Souvenir(s) bought: _____

HUGO FRISCO DEPOT MUSEUM ACTIVITIES

Topics to discuss/study:

- Circus
- Rodeo

Books to Read:

- Pippi Goes to the Circus* (Pippi Longstocking) by Astrid Lindgren
- Toby Tyler, or Ten Weeks with a Circus* by James Otis
- The Circus* by Lindsey Michael Miller
- Rodeo Clowns* (The World of Rodeo) by Paul Kupperberg
- Bill Pickett: Rodeo-Ridin' Cowboy* by Andrea Davis Pinkney
- Cowboy Rodeo* by James Rice or *An American Rodeo: Riding and Roping* by Lisa Gabbert

Activities to do:

- Clown tutorial: www.clown-ministry.com/Articles/clowning-tutorial/index.html
- Circus Color Page: www.coloring.ws/circus.htm
- Attend a circus (www.ringling.com).
- Attend a Rodeo (www.travelok.com/toDo/eventsSearch.asp). Select "rodeo" from list.




Photo Caption: _____




Photo Caption: _____

Krebs Heritage Museum features artifacts, vintage horse drawn vehicles, vintage tools, and photographs that tell the story of Krebs, Indian Territory/Oklahoma, the Civil War, Oklahoma military, Native Americans, pioneers, and area coal mining. Hours: Thursday, Friday & Saturday, 10-4 or by appointment. Donations appreciated. Address: 85 South Main Street, Krebs (across from Post Office). Phone: (918) 426-0377. Email: krebsmuseum@yahoo.com. Website: www.krebsmuseum.com.

Date of visit: _____

I went with: _____

Comments about the trip: _____

Where I ate: _____

Souvenir(s) bought: _____

KREBS HERITAGE MUSEUM ACTIVITIES

Topics to discuss/study:

- Coal Mining
- Labor Strikes
- Unions

Books to Read:

- Growing Up in Coal Country* by Susan Campbell Bartoletti
- Dear Mr. President: Theodore Roosevelt Letters from a Young Coal Miner* by Jennifer Armstrong
- Coal (Rocks, Minerals and Resources)* by Ron Edwards
- Fire!: The Beginnings of the Labor Movement* by Barbara Diamond Goldin

Activities to do:

- Listen to 1919 Coal Mine Strike (www.library.okstate.edu/okaudio/13decoo.htm), first half of audio.
- Cybermine: <http://library.thinkquest.org/J003298F/The%20Cybermine.htm>
- Rush for Riches, Mining in America: <http://library.thinkquest.org/J003298F>
- Take photos of exhibits and label with interesting facts.



photo

Photo Caption: _____




Photo Caption: _____

The Peter Conser House is a restored, early-1800's home of Peter Conser, a lighthousemen. Hours: Wednesday-Saturday, 9-5; Sunday, 1-5. Free admission. Directions: Five miles south of Heavener on Hwy. 59, three and one-half miles west of Hodgens on Summerfield Road. Phone: (918) 653-2493. Email: hawhope@clnk.com. Website: www.okhistory.org/mus-sites/masnum24.htm.

Date of visit: _____

I went with: _____

Comments about the trip: _____

Where I ate: _____

Souvenir(s) bought: _____

PETER CONSER HOUSE ACTIVITIES

Topics to discuss/study:

- Lighthorsemen
- Peter Conser
- Careers: Policemen
- Mounted Police

Books to Read:

- Read about frontier Indian police (www.coax.net/people/lwf/fip_pt4.htm).
- Photo of Lighthorseman: www.cleet.state.ok.us/Web%20lighthorse%20oman.jpg
- Peter Conser House: www.shareyourstate.com/oklahoma/ConserHouse.htm
- A Day In The Life Of A Police Officer* by Heather Adamson
- Mounted Police* by Michael Green
- Police Horses (Horse Power)* by Sunita Apte

Activities to do:

- Design a help-wanted poster for Lighthorsemen.
- Photography: Take pictures of Peter Conser's home. Write a report comparing lighthorsemen with mounted police today and illustrate with photos.




Photo Caption: _____

SPIRO MOUNDS ARCHAEOLOGICAL SITE



photo

Photo Caption: _____

Spiro Mounds features exhibits of artifacts and re-created mounds of the pre-historic Spiro Indian culture. Hours: Wednesday-Saturday, 9-5; Sunday, noon-5. Donations appreciated. Directions: 2 1/2 miles east and 3 1/2 miles north of Spiro on W.D. Mayo Lock & Dam Road off State Hwy. 9, Spiro. Phone: (918) 962-2062. Email: spiomds@ipa.net. Website: www.okhistory.org/mus-sites/masnum28.htm.

Date of visit: _____

I went with: _____

Comments about the trip: _____

Where I ate: _____

Souvenir(s) bought: _____

SPIRO MOUNDS ACTIVITIES

Topics to discuss/study:

- Spiro Mounds
- Moundbuilders
- Shells
- Artifacts

Books to Read:

- Mounds of Earth and Shell* (Native Dwellings) by Bonnie Shemie
- From Mounds to Mammoths: A Field Guide to Oklahoma Prehistory* by Claudette Marie Gilbert
- Oklahoma Indian Artifacts* by Robert E. Bell (online book):
www.ou.edu/cas/archsur/OKArtifacts/enter.htm

Activities to do:

- Create your own "artifact" from clay.
- Collect "artifacts" from your culture. Pretend you are an archaeologist from the future who has just discovered these artifacts. Explain how each artifact is used.
- Start a shell collection.
- Give a talk about the Spiro Moundbuilders and show your photos.




Photo Caption: _____

LAKE & TRAIL COUNTRY

photo

Photo Caption: _____

Lake & Trail Country is located in south-central Oklahoma. For more information on this area of Oklahoma, check their website at: www.oklakeandtrail.com.

Three things I learned about Lake & Trail Country:

1. _____
2. _____
3. _____

Three things I liked about Lake & Trail Country:

1. _____
2. _____
3. _____

photo

Photo Caption: _____

photo

Photo Caption: _____




Photo Caption: _____

Healdton Oil Museum tells the story of oil development in Carter County and the early days of the oil boomtown through artifacts and photographs. Hours: Friday-Saturday, 9-12 and 1-4. Free admission. Address: 315 E. Main St. Healdton. Directions: State Hwy. 76 to East Main in Healdton. Phone: (580) 229-0900. Website: www.okhistory.org/mus-sites/masnum13.htm.

Date of visit: _____

I went with: _____

Comments about the trip: _____

Where I ate: _____

Souvenir(s) bought: _____

HEALDTON OIL MUSEUM ACTIVITIES

Topics to discuss/study:

- Oil Wells
- Oil Drilling
- Oil Products
- Career: Oil Rigger

Books to Read:

- Oil and Gas (Rocks, Minerals, and Resources)* by John Paul Zronik
- The Need for Oil (World in Conflict-the Middle East)* by Cory Gideon Gunderson
- Oil (True Books: Natural Resources)* by Christin Ditchfield
- Oil Rig Workers: Life Drilling for Oil (Extreme Careers)* by Katherine White
- Oil Rig and Tanker (See Inside)* by Jonathan Rutland
- The Exxon Valdez: The Oil Spill Off the Alaskan Coast* by Thomas Streissguth

Activities to do:

- Visit a working oil well.
- Petroleum products: www.saskschools.ca/~gregory/sask/oilproducts.html
- Research uses of oil. Write a story of a day in the life of a family without oil products (example: plastics) and tell what they use in daily life instead.



photo

Photo Caption: _____




Photo Caption: _____

The Museum of Creation Truth features fossils, replicas, and artifacts that tell the story of creation. Learn about dinosaurs, the age of the earth, giants, Noah’s ark, ancient weapons and tools, and the technology of ancient civilizations. An Oklahoma animal display is also featured. Each family receives a free DVD from Dr. Dino! Hours: Saturday, 10-4; Monday-Friday by appointment. Free admission. Address: 3290 State Rd. 22, Bokchito. From Durant go 14 miles east on Hwy. 70 to Bokchito. Go six miles south of Bokchito Bank on State Rd. 22. Phone: (580) 924-0803. Email: billygordon@redrivermail.com.

Date of visit: _____

I went with: _____

Comments about the trip: _____

Where I ate: _____

Souvenir(s) bought: _____

MUSEUM OF CREATION TRUTH ACTIVITIES

Topics to discuss/study:

- Creation
- Evolution
- Fossils

Books to Read:

- Evolution vs Science & the Bible* by Bob West
- Jurassic Mark - Mystery Lost* by Keith Harris
- It Couldn't Just Happen: Fascinating Facts About God's World* by Lawrence Richards
- Dry Bones and Other Fossils* by Gary Parker
- Rocks, Fossils and Arrowheads (Take-Along Guides)* by Laura Evert
- Jonathan Park: The Adventure Begins* (Audio CD) by Vision Forum

Activities to do:

- Trilobite cookies: www.georgehart.com/trilobites/trilobite.html
- Creation Activities: www.childrensbiblestudy.com/pdf/pdfmenu.htm
- Write a report on creation and illustrate with photos.




Photo Caption: _____

TISHOMINGO NATIONAL FISH HATCHERY



photo

Photo Caption: _____

Tishomingo National Fish Hatchery, a unit of the U.S. Fish and Wildlife Service, features fish hatcheries (paddlefish, alligator gar, and others), aquariums, exhibits, and hiking trails. Hours: Monday-Friday, 7:30-4. Free admission. Address: 5503 West Highway 7, Tishomingo. Phone: (580) 384-5463. Email: kerry_graves@fws.gov. Website: www.fws.gov/southwest/fishery/tishomingo.html.

Date of visit: _____

I went with: _____

Comments about the trip: _____

Where I ate: _____

Souvenir(s) bought: _____

TISHOMINGO NATIONAL FISH HATCHERY ACTIVITIES

Topics to discuss/study:

- Fish
- Hatcheries
- Alligator Gar
- Paddlefish

Books to Read:

- Fisheries (Let's Investigate)* by Melissa Gish
- Fish Farms* by Lynn M. Stone
- Kids' Incredible Fishing Stories* by Shaun Morey

Activities to do:

- Research the Alligator Gar or Paddlefish. Present a written or oral report.
- Inside a Fish: www.fish.state.pa.us/pafish/fishhtms/insidefish.pdf
- Dissect a fish (www.amonline.net.au/fishes/students).
- Label parts of fish (www.nationalaquarium.co.nz/docs/pdf_partsfish_worksheet.pdf).
- Fishing ABC's: www.fws.gov/midwest/kids/documents/book.pdf
- Go fishing!




Photo Caption: _____




Photo Caption: _____

Built in 1969, the Travertine Nature Center features the forest and prairie ecosystems, plants, and wildlife of Southern Oklahoma. View live reptiles, amphibians, and birds of prey. Participate in interactive exhibits and a variety of Ranger programs. Hours: Daily, 9-6 from Memorial Day-Labor Day; Winter Hours: 8-5. Closed holidays. Free admission. Directions: Located in Chickasaw National Recreation Area on State Highway 177, just south of the town of Sulphur. Phone: (580) 622.3165. No website.

Date of visit: _____

I went with: _____

Comments about the trip: _____

Where I ate: _____

Souvenir(s) bought: _____

TRAVERTINE NATURE CENTER ACTIVITIES

Topics to discuss/study:

- Amphibians
- Career: Herpetologist

Books to Read:

- What is an Amphibian?* (The Science of Living Things) by Bobbie Kalman
- Amphibians* (True Books : Animals) by Melissa Stewart
- Famous People - Steve Irwin* by Stuart Kallen

Activities to do:

- Reptiles and Amphibians* (Peterson Field Guides Color-In Books) by Sarah Anne Hughes
- Watch *The Crocodile Hunter* on TV.
- Visit a pet store and look at a pet amphibians.
- Meet Herpetologist Jeff Beane: (www.ncwildlife.org/pg10_OutdoorKids/pg10e5b.htm).
- Take photos of the amphibians at Travertine Nature Center. Write a report on amphibians and illustrate with photos.




Photo Caption: _____

WILD HORSE & BURRO ADOPTION CENTER



photo

Photo Caption: _____

The Wild Horse and Burro Adoption Center is an adoption agency for wild horses and burros. You can watch an adoption in progress or adopt one of your own. Hours: 2nd Tuesday of every month. Call first for times and availability. Free admission. Directions: South on I-35 to exit 74, Kimberlin Road. Head west 1/4 mile, then north a 1/4 mile to the Pauls Valley Facility, Pauls Valley. The Center can be seen from the Interstate. Phone: (866) 468-7826. Website: www.nm.blm.gov/okfo/wh_b/pauls_valley.html.

Date of visit: _____

I went with: _____

Comments about the trip: _____

Where I ate: _____

Souvenir(s) bought: _____

WILD HORSE & BURRO ADOPTION ACTIVITIES

Topics to discuss/study:

- Wild Horses
- Burros
- Adoption

Books to Read:

- Man and Mustang* by George Ancona
- Wild Horses I Have Known* by Hope Ryden
- Wild Horses* by Julia Vogel
- Brightly Of The Grand Canyon* by Marguerite Henry
- Wild Burro Rescue* by Robert Franklin Leslie
- Rosie's Family: An Adoption Story* by Lori Rosove

Activities to do:

- Visit the Center on Adoption Day. If possible, adopt a horse or burro!
- Photography: Take pictures of activites on Adoption Day.
- Write a story about adopting a wild horse (or burro) and illustrate with photos.
- Color page: <http://www.fs.fed.us/rangelands/ecology/wildhorseburro/kids/index.shtml>




Photo Caption: _____

GREAT PLAINS COUNTRY

photo

Photo Caption: _____

Great Plains Country consists of plains and prairies, lakes, and wildlife management areas. For more information about Great Plains Country, check their website at: www.greatplainscountry.com.

Three things I learned about Great Plains Country:

1. _____
2. _____
3. _____

Three things I liked about Great Plains Country:

1. _____
2. _____
3. _____



photo

Photo Caption: _____



photo

Photo Caption: _____

CHISHOLM TRAIL HERITAGE CENTER




Photo Caption: _____

The Chisholm Trail Heritage Center features artifacts, photos, and interactive exhibits that relate to the history and heritage of the old Chisholm Trail and other cattle trails of the 19th century. Interactive exhibits include a chuck wagon, branding station, steer roping, the Duncan Store, and more. Visit the Environmental Theater to experience the sights, sounds, and smells of the old Trail. Hours: Sunday-Saturday, 10-5. Admission charged. Address: 1000 North Chisholm Trail Parkway, Duncan. Phone:(580) 252-6692. Email: statue@texhoma.net. Website: www.onthechisholmtrail.com.

Date of visit: _____

I went with: _____

Comments about the trip: _____

Where I ate: _____

Souvenir(s) bought: _____

CHISHOLM TRAIL HERITAGE CENTER ACTIVITIES

Topics to discuss/study:

- Chisholm Trail
- Jesse Chisholm

Books to Read:

- Jesse Chisholm: The Story of a Trailblazer and Peacemaker in Early Texas and Oklahoma* by Sybil Jarnagin O'Rear
- Old Chisholm Trail: A Cowboy Song* by Rosalyn Schanzer
- The Chisholm Trail in American History* by William R. Sanford
- The Chisholm Trail (Cornerstones of Freedom)* by Andrew Santella

Activities to do:

- Click on arrows for virtual trip on (www.thechisholmtrail.com/map1.htm).
- Old Chisholm Trail song: <http://memory.loc.gov/afc/afcss39/262/2622b2.mp3>
- Video: www.onthechisholmtrail.com/video/chisholm_qt_high.mov
- Photography: Take pictures of exhibits. Write a report about the cattle drives and illustrate with photos.




Photo Caption: _____

NATIONAL ROUTE 66 MUSEUM




Photo Caption: _____

At the National Route 66 Museum, you can listen to recorded histories and personal accounts of "The Mother Road" as you travel through all eight states along Route 66, beginning in Chicago and ending in California. Hours: Monday - Saturday, 9-5; Sunday 2-5. Closed holidays. Admission charged. Address: P.O. Box 5, Elk City. Directions: Westbound take Exit #41 and travel 4.8 miles on Old Highway 66. The museum is located on the north side of the road. Phone: (580) 225-6266. Email: elkcitychamber@itllnet.net. Website: www.elkcitychamber.com/route66.asp.

Date of visit: _____

I went with: _____

Comments about the trip: _____

Where I ate: _____

Souvenir(s) bought: _____

NATIONAL ROUTE 66 MUSEUM ACTIVITIES

Topics to discuss/study:

- Automobiles
- Woody Guthrie
- Nat King Cole

Books to Read

- The History of the Automobile* by Kevin Cunningham
- Fill It Up: All about Service Stations* by Gail Gibbons
- This Land Was Made for You and Me* by Elizabeth Partridge
- Nat King Cole: An Unforgettable Life of Music* by Daphne Simpkins

Activities to do:

- Photos: www.tomferderbar.com/NEWSITE/OKthumbjpeg/OKlsinglePixPage.html
- Movie/TV Shows: *Route 66: Return to the Road with Martin Milner*
- This Land is Your Land*: www.geocities.com/nashville/3448/thisl2.html
- Listen to *Get Your Kicks on Route 66* by Nat King Cole (<http://play.rhapsody.com/natkingcole/rockinboppinblues/getyourkicksonroute66>).
- Visit the Old Town Museum Complex (www.elkcitychamber.com/oldtown.asp).

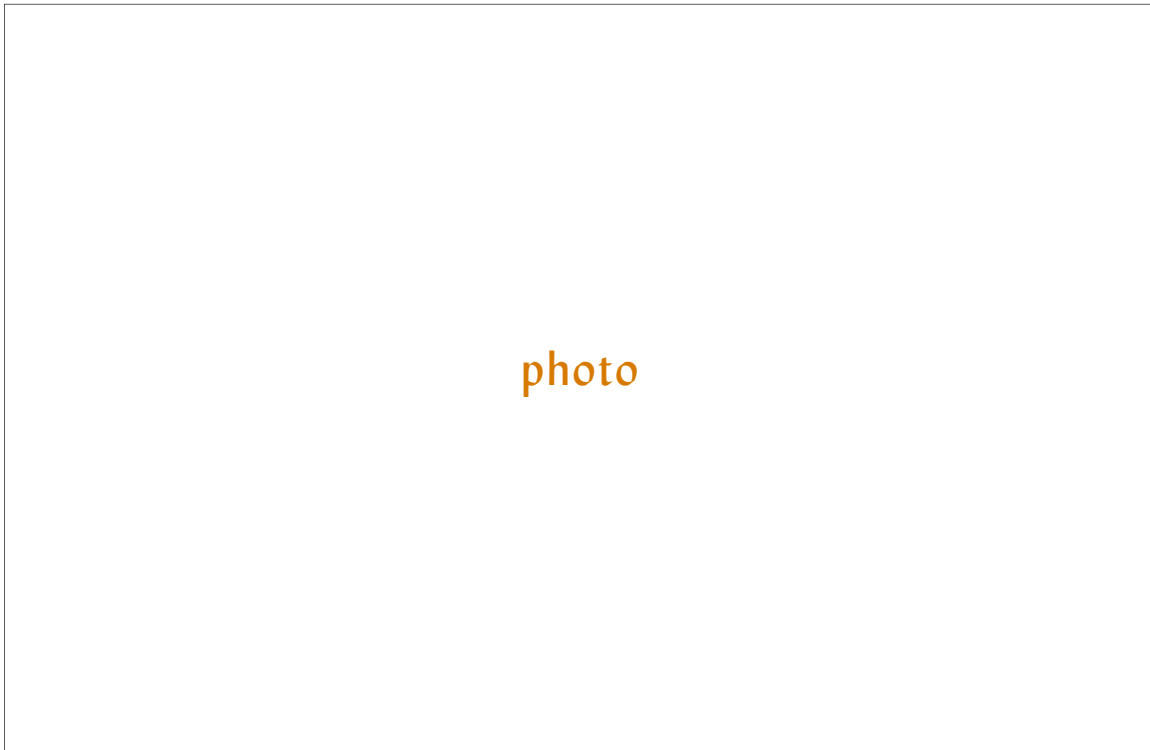


Photo Caption: _____

QUARTZ MOUNTAIN STATE PARK




Photo Caption: _____

Quartz Mountain State Park offers camping, boating, fishing, skiing, hiking, ORV riding, eagle watching, and hiking. Be sure to visit the nature center where you can participate in various nature programs and view displays related to butterflies, bald eagles, deer, feeding winter birds, raccoons, rattlesnakes, and more. Hours: Daily, 8-5. Admission charged for some activities. Address: 44 miles south of the Altus/Foss Exit on Hwy. 44. See website for complete directions. Phone: (580) 563-2238, E-mail: quartz@onenet.net. Website: www.quartzmountain.org/contact.html.

Date of visit: _____

I went with: _____

Comments about the trip: _____

Where I ate: _____

Souvenir(s) bought: _____

QUARTZ MOUNTAIN STATE PARK ACTIVITIES

Topics to discuss/study:

- Boating
- Raccoons
- Deer

Books to Read:

- Buck Wilder's Little Skipper Boating Guide: A Complete Introduction to the World of Boating for Little Skippers of All Ages* by Timothy R. Smith
- Hook, Line And Seeker: A Beginners Guide To Fishing, Boating, And Watching Water Wildlife* by Jim Arnosky
- Raccoons* (Rookie Read-About Science) by Allan Fowler
- Welcome to the World of Raccoons* (Welcome to the World Series) by Diane Swanson
- Deer Watching* by Diane Bair

Activities to do:

- Take a boat ride.
- Research animal tracks. Look for raccoon and deer tracks.
- Make a booklet of animal track drawings or photos.




Photo Caption: _____

RED ROCK CANYON STATE PARK




Photo Caption: _____

A trail to California once stopped in the area of Red Rock Canyon State Park. As you explore the Park, look for wagon trails etched into the rock. It's also a great place to picnic, camp, fish, hike, and take photographs. Hours: Year round except holidays. Admission charged for some activities. Directions: From I-40, take exit 101 towards Hinton; proceed 5 miles south on Hwy. 281 to park. Phone (405) 542-6344. Email: RedRockCanyon@OklahomaParks.com. Website: www.touroklahoma.com (select Red Rock from menu).

Date of visit: _____

I went with: _____

Comments about the trip: _____

Where I ate: _____

Souvenir(s) bought: _____

RED ROCK CANYON STATE PARK ACTIVITIES

Topics to discuss/study:

- Canyons
- California Trail
- Rappelling

Books to Read:

- Valleys and Canyons* (True Books: Earth Science) by Larry Dane Brimner
- Western Wagon Trains* (Americans on the Move) by Tim McNeese
- Children of the Trail West* (Picture the American Past) by Holly Littlefield
- How To Rappel!* by Craig Luebben

Activities to do:

- Listen to *Wait for the Wagon* (www.contemplator.com/america/wait.html).
- Explore the canyon walls.
- Locate the wagon wheel ruts in Red Rock Canyon State Park and take photos. Add to your photo album.
- Write a story about going west on the California Trail. Include events such as crossing a river, bad weather, stopping at a trading post, and hunting for food.




Photo Caption: _____

WASHITA BATTLEFIELD NATIONAL HISTORIC SITE



photo

Photo Caption: _____

Washita Battlefield National Historic Site is where the attack on Chief Black Kettle by Col. George A. Custer occurred on November 27, 1868. The Cultural Heritage Center and surfaced interpretive trail is scheduled to open in 2007. The Black Kettle Museum offers exhibits on the Cheyenne, Black Kettle, and the Battle of the Washita. Park Hours: Daily, daylight to dusk. Museum: Call for hours. Free admission. Address: 426 E. Broadway, Hwy. 47, Cheyenne. Directions: From I-40 take exit 20 (Sayre) and travel north on US-283 to Cheyenne. Two miles west of Cheyenne on SH-47A. Phone: (580) 497-2742. Websites: www.nps.gov/waba and www.okhistory.org/mus-sites/masnumo3.htm.

Date of visit: _____

I went with: _____

Comments about the trip: _____

Where I ate: _____

Souvenir(s) bought: _____

WASHITA BATTLEFIELD HISTORIC SITE ACTIVITIES

Topics to discuss/study:

- Chief Black Kettle
- George Custer
- Cheyenne
- Battle of Washita

Books to Read:

- The Cheyenne* by Dennis Fradin
- Black Kettle*: www.pbs.org/weta/thewest/people/a_c/blackkettle.htm
- Black Kettle: The Cheyenne Chief Who Sought Peace but Found War* by Thom Hatch
- The American Indian Wars* by Edward Dolan
- George Armstrong Custer* (Compass Point Early Biographies) by Dana Meachen Rau

Activities to do:

- Read about the Battle of Washita (www.nps.gov/archive/waba/story.htm).
- Look at photos of the battle (www.nps.gov/archive/waba/photos.htm).
- Give an oral or written report on the Battle of Washita. Illustrate with photos or drawings.




Photo Caption: _____

RED CARPET COUNTRY

photo

Photo Caption: _____

Red Carpet Country is the place to go to see Oklahoma's red dirt close up. Visit the salt plains, play in sand dunes, hunt for dinosaur tracks, and photograph Oklahoma's buttes and mesas. Website: www.redcarpetcountry.com.

Three things I learned about Red Carpet Country:

1. _____
2. _____
3. _____

Three things I liked about Red Carpet Country:

1. _____
2. _____
3. _____



photo

Photo Caption: _____



photo

Photo Caption: _____

ALABASTER CAVERNS STATE PARK




Photo Caption: _____

Alabaster Caverns State Park features the largest gypsum cave (3/4 mile long) open to the public. Look for boulders of alabaster and pink, white, and rare black gypsum. Tour is one hour long. Hours: Daily, 9-4. Call for seasonal hours. Admission charged for tour. Address: Hwy. 50 & Hwy. 50-A, Freedom. Directions: six miles south of Freedom on Highway 50, 1/2 mile east on Highway 50A. Phone: (580) 621-3381. Email: Alabastercaverns@OklahomaParks.com. Website: www.oklahomaparks.com (select from menu).

Date of visit: _____

I went with: _____

Comments about the trip: _____

Where I ate: _____

Souvenir(s) bought: _____

ALABASTER CAVERNS STATE PARK

Topics to discuss/study:

- Cave
- Gypsum
- Alabaster Carving

Books to Read:

- Exploring Caves: Journeys into the Earth* by Nancy Holler Aulenbach
- Cave* by Donald M. Silver
- Looking Inside Caves and Caverns (X-Ray Vision)* by Ron Schultz
- Carving: How To Carve Wood And Stone* by Harvey Weiss.

Activities to do:

- Learn about gypsum (www.galleries.com/minerals/sulfates/gypsum/gypsum.htm).
- Purchase a piece of alabaster and create your own carving (www.stonesculptorssupplies.com).
- Photography: Take pictures of the caverns and label with brief descriptions.
- Write a report on gypsum and illustrate with photos.

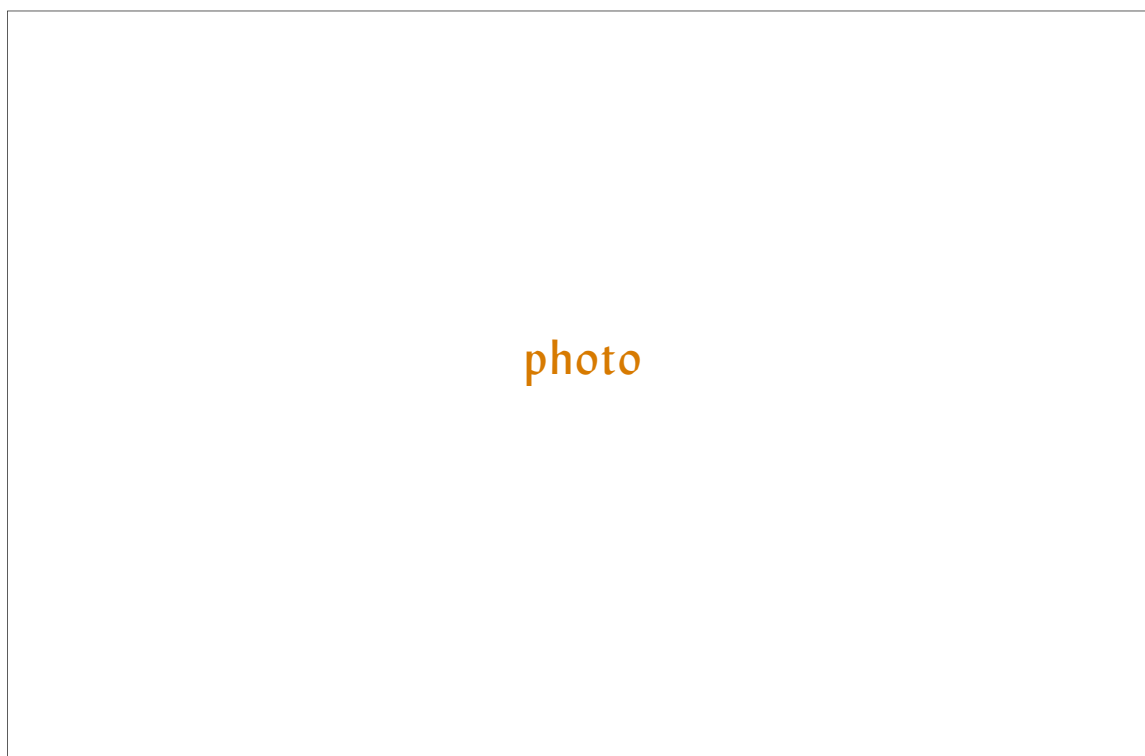


Photo Caption: _____

GREAT SALT PLAINS STATE PARK




Photo Caption: _____

Great Salt Plains State Park is the only spot in the world where you can dig for "hourglass selenite" crystals found in the park's salt flats. The park consists of nearly 95 million acres of wildlife habitat including salt flats, open water, marsh, woods, grasslands, and cropland. Hours: Monday-Friday, 7:30-4; Saturday & Sunday, 10-5 (April 1 - October 15). Crystal digging from April 1 - October 15. Free admission. Address: Route 1, Box 28, Jet. Directions: from Jet, go six miles west on Hwy. 64, then north on dirt road for three miles, then east on a paved road one mile to the gate. Phone: (580) 626-4731. Website: www.greatsaltplains.com/great_salt_plains_state_park.htm.

Date of visit: _____

I went with: _____

Comments about the trip: _____

Where I ate: _____

Souvenir(s) bought: _____

GREAT SALT PLAINS STATE PARK ACTIVITIES

Topics to discuss/study:

- Salt
- Selenite Crystals
- Pelicans

Books to Read:

- Salt (Rocks, Minerals, and Resources)* by John Paul Zronik
- The Story of Salt* by Mark Kurlansky
- North American Pelicans (Nature Watch)* by Lynn M. Stone
- Those Peculiar Pelicans* by Sarah Cussen

Activities to do:

- Dig for selenite crystals - April 1 through October 15.
- Take a walk on Sandpiper Trail. Photograph any shorebirds you see.
- Salt Dough Recipe: www.gigglemoose.com/salt_dough_recipe.htm
- Pelicans arrive at the park in early September as they migrate south. Research bird migration and give an oral or written report.

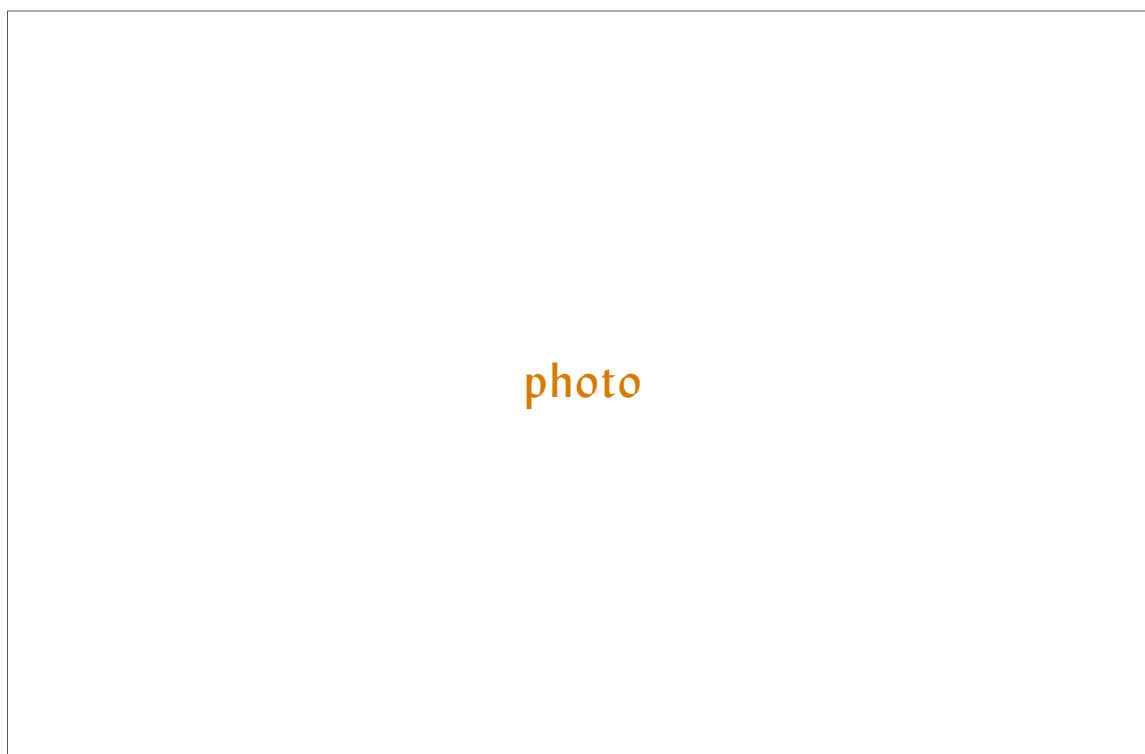


Photo Caption: _____

SHATTUCK WINDMILL MUSEUM




Photo Caption: _____

Shattuck Windmill Museum features thirty-nine windmills, one wind generator, a reconstructed half-dugout of local caliche rock with 1900's furnishings, and a story-and-a-half farmhouse to show how early settlers lived on the high plains. Hours: Daily, sunrise to sunset. Address: PO Box 227, Shattuck. Directions: Located at the Junction of Hwy. 283 and Hwy. 15. Phone: (580) 938-2818 or (580) 938-5146. Email: pballew@pldi.net. Website: www.shattuckwindmillmuseum.org.

Date of visit: _____

I went with: _____

Comments about the trip: _____

Where I ate: _____

Souvenir(s) bought: _____

SHATTUCK WINDMILL MUSEUM ACTIVITIES

Topics to discuss/study:

- Windmills
- Holland / Netherlands

Books to Read:

- Windmills* by Martin Watts
- Wind Power* (True Books) by Christine Petersen
- Don Quixote of the Mancha* by Miguel De Cervantes, Judge Parry (Adapted for kids)
- The Netherlands* (True Books) by Ann Heinrichs
- The Wheel on the School* by Meindert DeJong
- Katje, the Windmill Cat* by Gretchen Woelfle

Activities to do:

- Learn how a windmill works (<http://science.howstuffworks.com/wind-power.htm>).
- Write a report on windmills and illustrate with photos.
- Make a windmill: (www.bbc.co.uk/cbeebies/tikkabilla/printmake/windmill.shtml).
- Netherlands coloring pages: www.coloring.ws/netherlands.htm




Photo Caption: _____




Photo Caption: _____

The Sod House Museum is an original sod house built in 1894 by Marshal McCully. Hours: Tuesday-Friday, 9-5; Saturday-Sunday, 2-5. Free admission. Directions: 4 1/2 miles north of Cleo Springs on State Hwy. 8, Aline. Phone: (580) 463-2441. Website: www.okhistory.org/mus-sites/masnum27.htm.

Date of visit: _____

I went with: _____

Comments about the trip: _____

Where I ate: _____

Souvenir(s) bought: _____

SOD HOUSE MUSEUM ACTIVITIES

Topics to discuss/study:

- Sod houses
- Pioneer Homes
- Pioneer Food

Books to Read:

- Sod Houses on the Great Plains* by Glen Rounds
- Frontier Home* by Raymond Bial
- The Little House Cookbook* by Barbara M. Walker
- Skillet Bread, Sourdough, and Vinegar Pie: Cooking in Pioneer Days* by Loretta Frances Ichord
- Little House on the Prairie* by Laura Ingalls Wilder

Activities to do:

- Play "Life in a Sod House"
(<http://americanhistory2.si.edu/ourstoryinhistory/tryonline/buildsodhouse.html>).
- Make your own "Sod House" using "sod" made from clay and popsicle sticks.




Photo Caption: _____




Photo Caption: _____

Waynoka Station features the Waynoka History Museum (located on the 2nd floor of the Harvey House) offering exhibits that tell the history of Waynoka and the “Harvey Girls;” a restored, three-room, Pioneer Log Cabin; and the restored Edith Section Foreman’s House. El Charro Restaurant and a gift shop are on the premises. Hours: Tuesday-Friday, noon-5; Saturday, 1-4, or by appointment. Admission charged. Address: 202 South Cleveland, Waynoka. Phone: (580) 824-5871 or (580) 824-1886. Email: WaynokaHS@hotmail.com. Website: www.waynoka.org.

Date of visit: _____

I went with: _____

Comments about the trip: _____

Where I ate: _____

Souvenir(s) bought: _____

WAYNOKA STATION ACTIVITIES

Topics to discuss/study:

- Waynoka Station
- Harvey Girls
- Rattlesnake

Books to Read:

- Read about the Harvey Girls (www.oerm.org/pages/Harveygirls.html).
- Harvey Girl* by Sheila Wood Foard
- The Harvey Girls: Women Who Opened the West* by Lesley Poling-Kempes
- Rattlesnakes* (The World of Reptiles) by Sophie Lockwood

Activities to do:

- Movie: *The Harvey Girls* starring Judy Garland and Angela Lansbury
- Harvey House recipes: www.vvdailypress.com/2005/1119446605763.html
- Eat at the Guthrie Harvey House (see entry for Old Sante Fe Depot of Guthrie).
- Attend the annual Rattlesnake Hunt in Waynoka, held the weekend after Easter.
- Create a snake (www.daniellesplace.com/html/snakecrafts.html).
- Report: How did the Harvey House influence the development of the west?



photo

Photo Caption: _____

MORE RESOURCES FOR OKLAHOMA TRAVEL

1. **Factory Tours USA.** Check this website for Oklahoma factory tours such as Keepsake Candle Company, Krispy Kreme Doughnut, and Bama Pie. These trips may require that you be part of a group. Call for information. Website: www.factorytoursusa.com
2. **Museum Stuff.** Did you know Oklahoma has over 145 museums? Here's a listing of museums by state, city, topic, and artist. Website: www.museumstuff.com
3. **Botanical Gardens in Oklahoma.** Website: <http://home.okstate.edu/Okstate/dasnr/hort/hortlahome.nsf/toc/obga>
4. **Oklahoma Tourism,** including maps. Website: www.TravelOK.com
5. **Forts of Oklahoma.** Website: www.geocities.com/nafortsookwest.html
6. **Wildlife Trail Maps of Oklahoma.** Website: www.wildlifedepartment.com/wildlifetrails.htm
7. **Hiking, Nature, Biking, Motorcycle, ATV, and Equestrian Trails in Oklahoma.** Website: www.TravelOK.com/Trails
8. **Backpackers.com list of trails in Oklahoma.** Website: www.thebackpacker.com/trails/ok/trails.php
9. **Oklahoma State Parks.** Website: www.oklahomaparks.com
10. **Oklahoma National Parks.** Website: <http://home.nps.gov/applications/parksearch/state.cfm?st=ok>
11. **List of books related to Oklahoma & Oklahoma History.** Website: www.oklahomahomeschool.com/teachOKH.html
12. **Great Experiences!** 3201 N. Richland Rd., Yukon. This organization offers field trips for groups such as Pizza Farm, Pioneer House, and Pumpkin Patch. Phone: 405.350.3713. Website: <http://greatexperiencesoklahoma.com>
13. **Flyer's Riding Stables.** Owasso. If your family likes horses, Flyer's Riding Stables offers field trips and activities for horse lovers. Phone: 918-698-0060. Email: lottielou3@msn.com. Website: www.FlyersRidingStables.com

ALPHABETICAL INDEX OF OKLAHOMA DESTINATIONS

45th Infantry Division Museum	9
Alabaster Caverns State Park	233
Arbuckle Wilderness	183
Arkansas Riverway Historical Society	79
Bartlesville Kiddie Park	158
Battle of Honey Springs Site	81
Beaver's Bend Wildlife Museum	161
Bivin Garden	235
Black Mesa Preserve	237
Carnegie Library	55
Cherokee Heritage Center	83
Cherokee Strip Museum & Rose Hill School	239
Cheyenne Sante Fe Railroad Depot Museum	209
Chickasaw Capitol	185
Chickasaw Council House Museum	185
Chisholm Trail Heritage Center	211
Choctaw Nation Historical Museum	163
Chouteau Memorial Museum	85
Coles Garden	11
Confederate Memorial Museum	187
Creek Council House Museum	87
Cultural Heritage Center	229
Dewey Hotel Museum	89
Dick Tracy Museum	120
Discoveryland	91
Dobson Museum and Memorial Center	93
Drummond (Fred) House	95
Drumright Community Historical Museum	97
Exotic Animal Park	189
Express Clydesdales Center	13
Farm and Ranch Museum	213
Five Civilized Tribes Museum	99
Fort Gibson Military Park	101
Fort Sill Museum	215
Fort Washita Historic Site & Museum	191
Frank Phillips Home	158
Fred Jones Museum of Art	15
Frontier Country	7
Frontier Country Museum & Historical Center	17
Gene Autry Museum	193
Gilcrease Museum	103
Governor's Mansion	19
Great Plains Country	207
Great Salt Plains State Park	241
Green Country	77
Har-ber Village	105
Harn Homestead & 1889ers Museum (OKC)	21
Healdton Oil Museum (Healdton)	195
Heavener Runestone State Park (Heavener)	165
Henry Overholser Historic Mansion (OKC)	23
Hugo Frisco Depot Museum (Hugo)	167
Indian City USA	217

ALPHABETICAL INDEX OF OKLAHOMA DESTINATIONS

Indian Springs Audubon Center	143
James E. Bertelsmeyer Planetarium	141
J. M. Davis Arms and Historical Museum	107
Jasmine Moran Children's Museum	25
Jim Thorpe Home	27
KATY Depot Museum	109
Kerr Nature Center	180
Kiamichi Country	159
Kingfisher Chisholm Trail Museum	243
Krebs Heritage Museum	169
La Quinta Mansion	111
Lake & Trail Country	181
Linnaeus Teaching Garden	113
Little Sahara State Park	245
Leonardo's Discovery Warehouse	247
Marland Mansion	250
Marland's Grand Home	249
The MAIZE	115
Martin Park Nature Center	29
Midgley Museum	251
Museum of Creation Truth	197
Museum of Natural History	253
Museum of Pioneer History	31
Museum of the Cherokee Strip	255
Museum of the Red River	171
Museum of the Western Prairie	219
Myriad Botanical Gardens	33
National Cowboy & Western Heritage Museum	35
National Route 66 Museum	221
Nellie Johnson #1 Oil Well	158
No Man's Land Museum	257
Oklahoma Aquarium	117
Oklahoma City Museum of Art	37
Oklahoma City National Memorial	39
Oklahoma City Zoological Park	41
Oklahoma Firefighter's Museum	43
Oklahoma Frontier Drugstore	45
Oklahoma History Center	47
Oklahoma Railway Museum	49
Oklahoma Route 66 Museum	223
Oklahoma State Capitol	51
Oklahoma State Capital Publishing Museum	53
Oklahoma Territorial Museum	55
Old Round Barn	57
Old Sante Fe Depot of Guthrie	59
Omniplex Science Museum	61
OSU Botanical Gardens	63
Oxley Nature Center / Tulsa Zoo & Living Museum	151
Pawnee Bill Ranch & Wild West Museum	119
Peter Conser House	173
Philbrook Museum	121
Plains Indians and Pioneers Museum	261

ALPHABETICAL INDEX OF OKLAHOMA DESTINATIONS

Picture in Scripture	123
Pioneer History Museum	31
Pioneer Woman Museum	259
Prairie Song	125
Price Tower	127
Quartz Mountain State Park	225
Railroad Museum of Oklahoma	263
Red Carpet Country	231
Red Rock Canyon State Park	227
Rebud Nature Preserve	129
Richard O. Dodrill Museum	65
Robber's Cave State Park	175
Rose Hill School	239
Safari's Interactive Sanctuary	131
Sam Noble Oklahoma Museum of Natural History	67
Seminole Nation Museum	69
Sequoyah's Home Site	133
Shattuck Windmill Museum	265
Sheerar Museum	71
Sherwin Miller Museum of Jewish Art	135
Showman's Rest	167
Sod House Museum	267
Southern Heights Heritage Center	269
Spiro Mounds Archaeological Site	177
Stockyards City	73
T. B. Ferguson House	271
Talimena Scenic Drive	179
Tallgrass Prairie Preserve	137
Timberlake Rose Rock Museum	273
Tishomingo National Fish Hatchery	199
Tom Mix Museum	139
Tortilla Factory	275
Toy and Action Figure Museum	201
Travertine Nature Museum	203
Travis Mansion	147
Tulsa Air & Space Museum	141
Tulsa Audubon Society	143
Tulsa Ballet	145
Tulsa Farmer's Market	113
Tulsa Garden Center	113
Tulsa Historical Society Museum	147
Tulsa Performing Arts Center	149
Tulsa Zoo & Living Musuem / Oxley Nature Center	151
War Memorial Park Museum & <i>USS Batfish</i>	153
Washington Irving Trail Museum	75
Washita Battlefield National Historic Site	229
Waynoka Station	277
Wichita Mountains Wildlife Refuge	220
Wild Horse & Burro Adoption Center	205
Will Rogers Memorial	155
Woolaroc	157

CITY INDEX OF OKLAHOMA DESTINATIONS

Aline:	Sod House Museum	267
Altus:	Museum of the Western Prairie	219
	Quartz Mountain State Park	225
Alva:	Museum of Natural History	253
Anadarko:	Indian City USA	217
Arcadia:	Old Round Barn	57
Atoka:	Confederate Memorial Museum	187
Bartlesville:	Bartlesville Kiddie Park	158
	Frank Phillips Home	158
	La Quinta Mansion	111
	Nellie Johnson #1 Oil Well	158
	Price Tower	127
	Woolaroc	157
Bokchito:	Museum of Creation Truth	197
Broken Arrow:	Indian Springs Audubon Center	143
	Safari's Interactive Sanctuary	131
Broken Bow:	Beaver's Bend Wildlife Museum	161
Cache:	Wichita Mountains Wildlife Refuge	220
Catoosa:	Arkansas Riverway Historical Society	79
Checotah:	Battle of Honey Springs Site	81
	KATY Depot Museum	109
Chandler:	Museum of Pioneer History	31
Cheyenne:	Cheyenne Sante Fe Railroad Depot Museum	209
	Cultural Heritage Center	229
	Washita Battlefield National Historic Site	229
Choctaw:	Choctaw Nation Historical Museum	163
Claremore:	J. M. Davis Arms and Historical Museum	107
	Will Rogers Memorial	155
Clinton:	Oklahoma Route 66 Museum	223
Crescent:	Frontier Country Museum & Historical Center	17
Cushing:	Richard O. Dodrill Museum	65
Davis:	Arbuckle Wilderness	183

CITY INDEX OF OKLAHOMA DESTINATIONS

Dewey:	Dewey Hotel Museum 89		Prairie Song 125
	Tom Mix Museum 139		
Disney:	Picture in Scripture 123		
Drumright:	Drumright Community Historical Museum 97		
Duncan:	Chisholm Trail Heritage Center 211		
Durant:	Fort Washita Historic Site & Museum 191		
Elk City:	Farm and Ranch Museum 213		National Route 66 Museum 221
Enid:	Leonardo's Discovery Warehouse 247		Museum of the Cherokee Strip 255
	Midgley Museum 251		Railroad Museum of Oklahoma 263
	Southern Heights Heritage Center 269		
Fort Gibson:	Fort Gibson Military Park 101		
Fort Sill:	Fort Sill Museum 215		
Freedom:	Alabaster Caverns State Park 233		
Gene Autry:	Gene Autry Museum 193		
Goodwell:	No Man's Land Museum 257		
Grove:	Har-ber Village 105		
Guthrie:	Carnegie Library 55		Oklahoma State Capital Publishing Museum 53
	Oklahoma Frontier Drugstore 45		Oklahoma Territorial Museum 55
	Old Sante Fe Depot of Guthrie 59		
Guymon:	Tortilla Factory 275		
Healdton:	Healdton Oil Museum 195		
Heavener:	Heavener Runestone State Park 165		Peter Conser House 173
Hinton:	Red Rock Canyon State Park 227		
Hominy:	Drummond (Fred) House 95		
Hugo:	Hugo Frisco Depot Museum 167		Showman's Rest 167

CITY INDEX OF OKLAHOMA DESTINATIONS

Idabel:	Museum of the Red River	171
Jenks:	Oklahoma Aquarium	117
Jet:	Great Salt Plains State Park	241
Kenton:	Black Mesa Preserve	237
Kingfisher:	Kingfisher Chisholm Trail Museum	243
Krebs:	Krebs Heritage Museum	169
Miami:	Dobson Museum and Memorial Center	93
Muskogee:	Five Civilized Tribes Museum	99
	<i>USS Batfish</i>	153
	War Memorial Park Museum	153
Noble:	Timberlake Rose Rock Museum	273
Norman:	Fred Jones Museum of Art	15
	Sam Noble Oklahoma Museum of Natural History	67
Oklahoma City:	45th Infantry Division Museum	9
	Coles Garden	11
	Governor's Mansion	19
	Harn Homestead & 1889ers Museum	21
	Henry Overholser Historic Mansion	23
	Martin Park Nature Center	29
	Myriad Botanical Gardens	33
	National Cowboy & Western Heritage Museum	35
	Oklahoma City Museum of Art	37
	Oklahoma City National Memorial	39
	Oklahoma City Zoological Park	41
	Oklahoma Firefighter's Museum	43
	Oklahoma History Center	47
	Oklahoma Railway Museum	49
Oklahoma State Capitol	51	
Omniplex Science Museum	61	
Stockyards City	73	
Okmulgee:	Creek Council House Museum	87
Pauls Valley:	Toy and Action Figure Museum	201
	Wild Horse & Burro Adoption Center	205
Pawhuska:	Tallgrass Prairie Preserve	137
Pawnee:	Dick Tracy Museum	120
	Pawnee Bill Ranch & Wild West Museum	119

CITY INDEX OF OKLAHOMA DESTINATIONS

Perry:	Cherokee Strip Museum	239
	Rose Hill School	239
Ponca City:	Marland Mansion	250
	Marland's Grand Home	249
	Pioneer Woman Museum	259
Ripley:	Washington Irving Trail Museum	75
Sallisaw:	Sequoyah's Home Site	133
Seminole:	Jasmine Moran Children's Museum	25
Shattuck:	Shattuck Windmill Museum	265
Shidler:	Bivin Garden	235
Salina:	Chouteau Memorial Museum	85
Spiro:	Spiro Mounds Archaeological Site	177
Stillwater:	OSU Botanical Gardens	63
	Sheerar Museum	71
Sulphur:	Travertine Nature Museum	203
Tahlequah:	Cherokee Heritage Center	83
Talimena:	Kerr Nature Center	180
	Talimena Scenic Drive	179
Tishomingo:	Chickasaw Capitol	185
	Chickasaw Council House Musuem	185
	Tishomingo National Fish Hatchery	199
Tulsa:	Discoveryland	91
	James E. Bertelsmeyer Planetarium	141
	Gilcrease Museum	103
	Linnaeus Teaching Garden	113
	The MAIZE	115
	Philbrook Museum	121
	Redbud Nature Preserve	129
	Oxley Nature Center / Tulsa Zoo & Living Museum	151
	Sherwin Miller Museum of Jewish Art	135
	Travis Mansion	147
	Tulsa Air & Space Museum	141
	Tulsa Audubon Society	143
	Tulsa Ballet	145
	Tulsa Farmer's Market	113
	Tulsa Garden Center	113
	Tulsa Historical Society Museum	147
	Tulsa Performing Arts Center	149

CITY INDEX OF OKLAHOMA DESTINATIONS

Tulsa (cont'd): Tulsa Zoo & Living Musuem / Oxley Nature Center 151
Tuskahoma: Choctaw Nation Historical Museum 163
Watonga: T. B. Ferguson House 271
Waynoka: Little Sahara State Park 245
Waynoka Station 277
Wewoka: Seminole Nation Museum 69
Wilburton: Robber's Cave State Park 175
Woodward: Plains Indians and Pioneers Museum 261
Wynnewood: Exotic Animal Park 189
Yale: Jim Thorpe Home 27
Yukon: Express Clydesdales Center 13




Photo Caption: _____

Date of visit: _____

I went with: _____

Comments about the trip: _____

Where I ate: _____

Souvenir(s) bought: _____

ACTIVITIES

Topics to discuss/study:

- _____
- _____
- _____

Books to Read:

- _____
- _____
- _____
- _____

Activities to do:

- _____
- _____
- _____
- _____

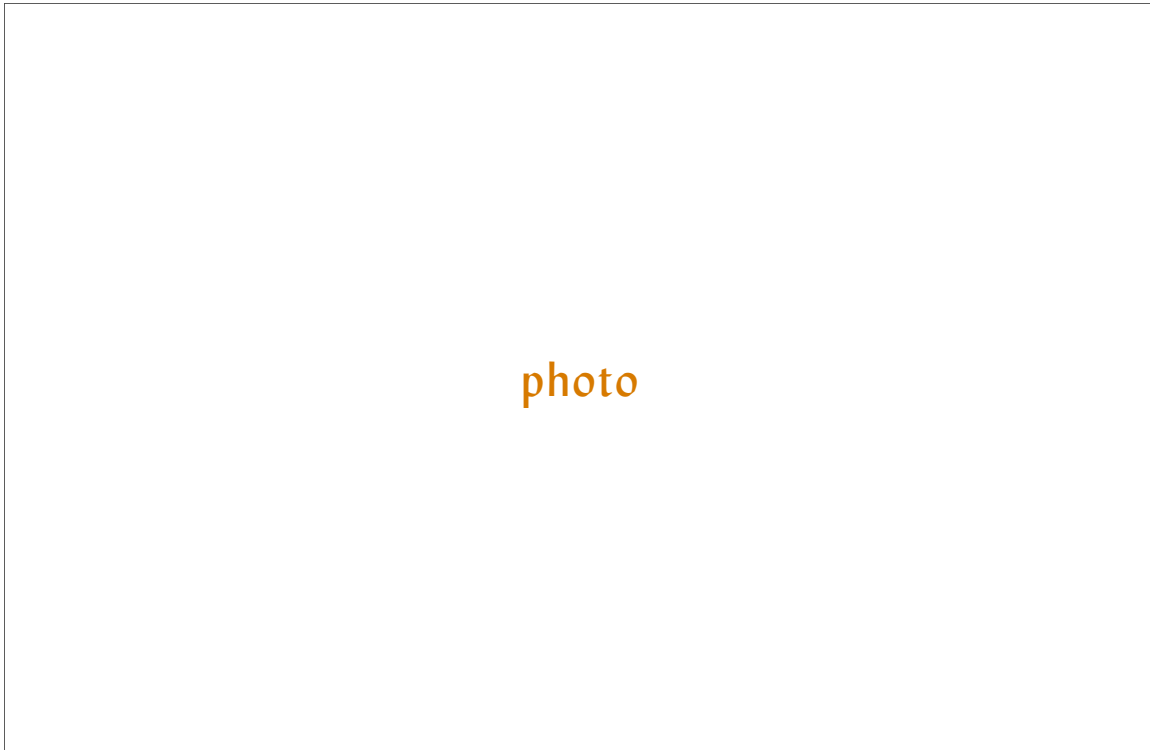


Photo Caption: _____